



FEATURES/BENEFITS

- **Self-contained DC-DC Converter:** Fully Functional; Needs No Additional External Capacitors or Components
- **6 Sided Metal Case:** Shields Against Radiated Emissions and Susceptibility
- **200kHz Current Mode Flyback Topology:** Fully Regulated Output With Low Ripple and Fast Transient Response Time
- **On-Off Control Function:** Connecting Input to VinRTN Inhibits Output
- **Output Voltage Adjust Function:** User Adjustable Vout in $\pm 10\%$ Increments Via External Resistor (Single Outputs)
- **Remote Sense:** Auto Compensates Vout for Load Lead Loss (Single Outputs)
- **Soft Start Delay:** User Adjustable Vout Turn-on Ramp
- **SOH Monitor:** Internal State of Health Signal
- **Short Circuit Limited:** Protected Against Output Overloads and Short Circuits
- **Fully Isolated:** Inputs to Outputs and Case 500VDC, Outputs to Case 100VDC
- **Compact, Encapsulated Construction:** Small Footprint with Long Life and Reliable Operation in Severe Operational Environments
- **Two Grades Available:** Commercial - -40°C to $+85^{\circ}\text{C}$ and Rugged - -55°C to $+105^{\circ}\text{C}$
- **Effective Tailoring to Applications Requirements**

3792

MODEL: 3792 270VDC
INPUT RANGE : 100-350VDC

SINGLE OUTPUT

PARAMETER	CONDITION	UNITS	OUTPUTS								
			3.3	5.0	5.2	10	12	15	24	28	48
Vout	Setpoint $\pm 2\%$	DC Volts	3.3	5.0	5.2	10	12	15	24	28	48
Iout	Vin min-max	Amperes	20.0	20.0	19.2	10.0	8.3	6.7	4.2	3.6	2.1
Efficiency	Rated Load	Percent Min	70	75	75	78	80	82	83	83	86
Line Reg	Vin min-max	mV max	20	30	30	30	50	50	50	75	75
Load Reg	10% to Rated Load	mV max	30	50	50	50	75	75	120	120	150
Vout Ripple	Rated Load, 20MHz BW	mVpp max	40	50	50	75	125	150	150	220	240

DUAL OUTPUTS

PARAMETER	CONDITION	UNITS	OUTPUTS			
			± 5	± 12	± 15	± 24
Vout	Setpoint $\pm 2\%$	DC Volts	± 5	± 12	± 15	± 24
Iout	Vin min-max	Amperes	± 10	± 4.2	± 3.4	± 2
Efficiency	Rated Load	Percent Min	80	83	85	86
Line Reg	Vin min-max	mV max	40	50	75	75
Load Reg	10% to Rated Load	mV max	50	120	150	175
Vout Ripple	Rated Load, 20MHz BW	mVpp max	100	150	220	240



100 WATT RUGGEDIZED DC-DC CONVERTERS FOR MIL-STD-1275 APPLICATIONS OFFER WIDE SELECTION OF SINGLE, DUAL AND TRIPLE OUTPUTS



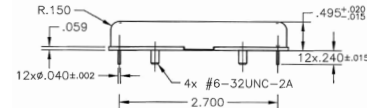
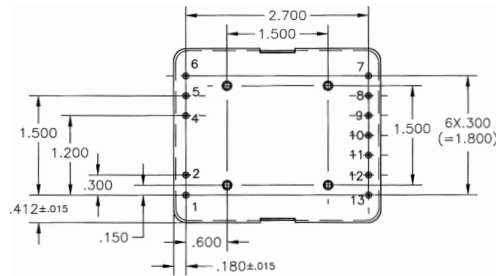
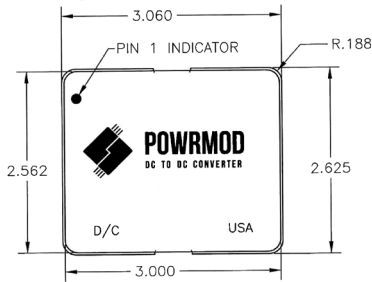
MECHANICAL SPECIFICATIONS

Size	3.06 L x 2.625 W x .495 H inch
Enclosure	Full metal, CRS
Construction	Encapsulated sealed
Pins	.040 alloy
Weight	180g
Mounting	Through-Hole PWB (TH) or Chassis (CH) mount, any orientation provided baseplate is heatsunk

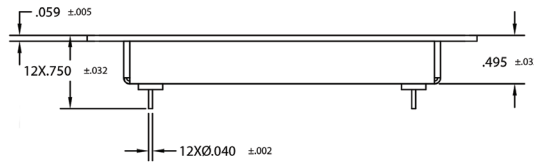
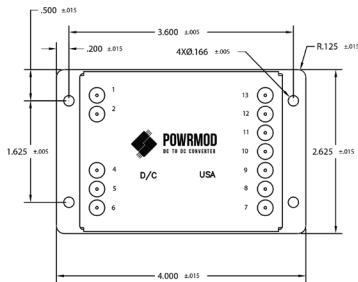
3792

MODEL: 3792 270VDC
INPUT RANGE : 100-350VDC

Through-Hole PWB (TH) Mount



Chassis (C) Mount



PIN FUNCTIONS

	1	2	3	4	5	6	7	8	9	10	11	12	13
Function for Single Outputs > 10VDC	On-Off Control	SOH	NU	Case	Vin Rtn	Vin +	NC	Vout Rtn	+ Vout	NC	Vout Adj	SSD	Case
Function for Balanced Dual Outputs	On-Off Control	SOH	NU	Case	Vin Rtn	Vin +	±Cmn Rtn	+ Vout	- Vout	NC	Vout Adj	SSD	Case

DATA 25°C BASEPLATE PRODUCTS AND SPECIFICATIONS ARE SUBJECT TO CHANGE WITHOUT NOTICE.

PART NUMBERING CONSTRUCTION KEY

MODEL

3792

OUTPUT TYPE & VOLTAGE

SINGLE
S3.3 S24
S5.0 S28
S5.2 S48
S10 D24
S12
S15

ENCLOSURE

MOUNTING
T = THROUGH HOLE
C = CHASSIS

GRADE

GRADE LEVEL
C = COMMERCIAL
R = RUGGED

EXAMPLE: 3792-S24TR